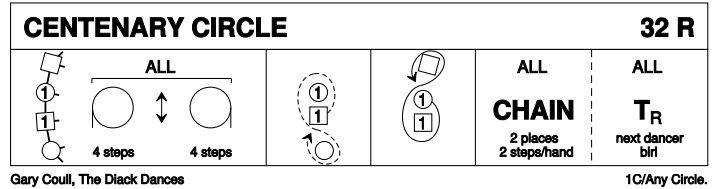


NeverEnding Party Room- Scotia Shores 25 Anniversary

1 CENTENARY CIRCLE R32 · 1C

Gary Coull: *The Diack Dances* · Crib: *E-cribs* · Diagram: *Keith Rose's Diagrams*

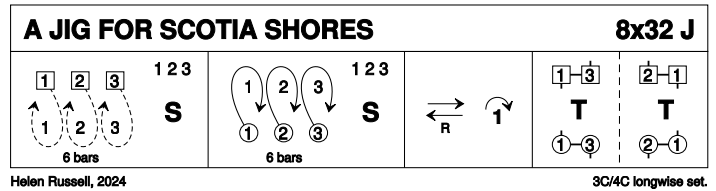
- 1- All circle L{2} | A&R | circle R{2}
- 9- W Fig8 round P & corner
- 17- M Fig8 round P & corner & face P
- 25- 2 hands of Gr-Chain (2 bars/hand) ; turn (or birl) new partner



2 A JIG FOR SCOTIA SHORES J32 · 3/4L

Helen Russell · Crib: *E-cribs* · Diagram: *Keith Rose's Diagrams*

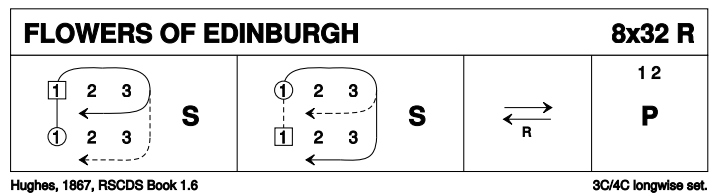
- 1- 1W+2W+3W dance RSh round P & back to sides | all set
- 9- Repeat with M dancing RSh round P
- 17- 1c lead down{3} & up{3} | cast off (2c up)
- 25- 1c+3c turn EH on sides, 1c between 3c ; 1c+2c turn EH, 1c between 2c (2,1,3)



3 FLOWERS OF EDINBURGH R32 · 3/4L

RSCDS I 6 · Crib: *E-cribs* · Diagram: *Keith Rose's Diagrams*

- 1- 1W followed by 1M casts off 2, 1W crosses below 3c and casts up M side while 1M dances up the middle, both to P's place {6} | 1c set
- 9- 1c repeat with 1M casting, finishing in original places
- 17- 1c lead down the middle and up
- 25- 1c+2c Poussette



4 CATS' JIG J32 · 4/4L

Maria Elena Bonacini · Crib: *E-cribs*

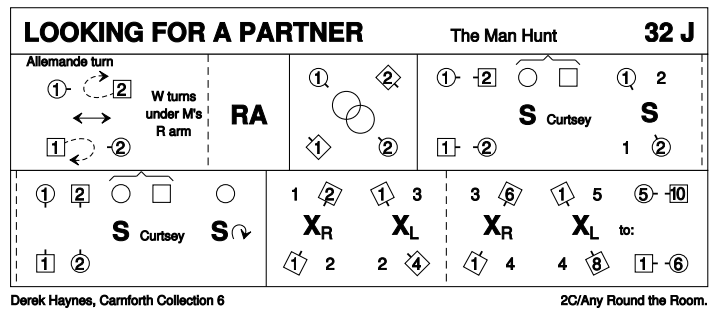
- 1- All A&R (clapping hands on legs & with P) ; all turn RH
- 9- All chase 1/2 way clw ; dance BtoB with P (4x,3x,2x,1x)
- 17- All turn LH ; chase 1/2 way cclw (1,2,3,4)
- 25- 1c slip to 4pl (2c+3c+4c up on 3-4) ; all swing P (2,3,4,1)

5 LOOKING FOR A PARTNER J32 · 2RR

Derek Haynes: Carnforth Collection of SC Dances 6 · Crib: E-cribs · Diagram: Keith Rose's Diagrams

C face C round the room, M has P on the R.

- 1- with dancer opposite Allemande R [advance {2} & take RH, W dance R about under the arms to place as M retires] ; 1c+2c RHA
- 9- M-Chain
- 17- M set to opposite (W only curtsey) | M set to other M ; M set to P (who curtsey) | M set turning R about to face P
- 25- W dance G-Chain {2 steps/hand} weaving between the M (start RH to W opposite), join with the waiting M



6 THE NEW VIRGINIA REEL R128 · 4S

Anna Campbell Holden: RSCDS XXXIX 3 · Crib: E-cribs · Diagram: Keith Rose's Diagrams

figure 1

- 1-16 All set to P, change places RH ; circle8 and back ; all set to P, change places RH to own places
- 17- 1c+3c (BHJ) slip in a curve to change places (M back-to-back), set (inside foot) ; slip back (W back-to-back), set (R foot) and face in
- 25- 2c+4c repeat

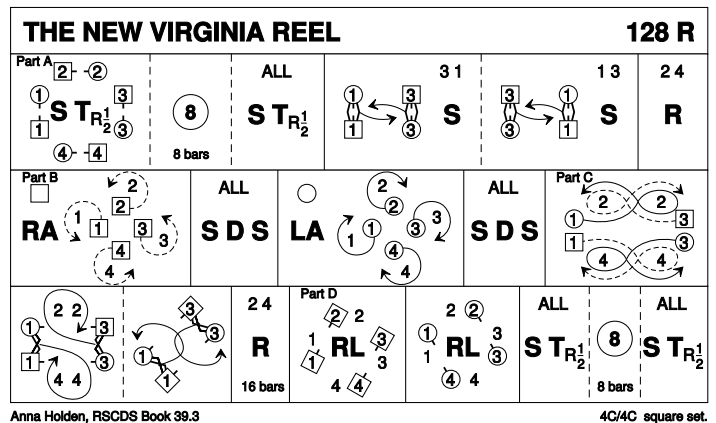


figure 2

- 33- All W RHA, Lsh round P, to places
- 41- All set to P, dance BtoB, set
- 49- All M LHA, Rsh round P, to places
- 57- All set to P, dance BtoB, set

figure 3

- 65- 1M+3W Fig8 round 2c **while**{8} 1W+3M Fig8 round 4c (2c+4c spread apart, close at end)
- 73- In promhold 1c dance Rsh round 4c and 3c round 2c ; 1c+3c dance Lsh round each other in the middle, to places
- 81-96 2c+4c repeat

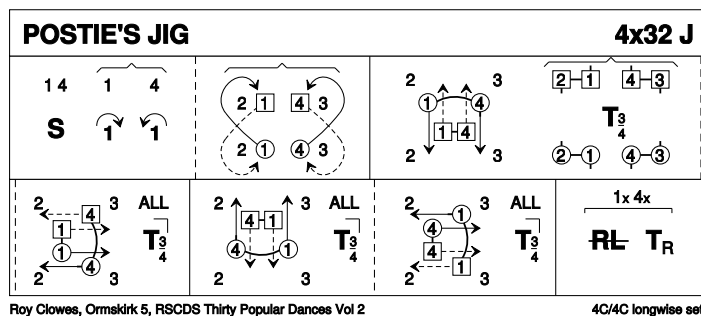
figure 4

- 97- All W R&L, starting 1W+2W & 3W+4W crossing
- 105- All M R&L, starting 1M+4M & 2M+3M crossing
- 113- All set to P, change places RH ; circle8 and back ; all set to P, change places RH, to own places
- 128

7 POSTIE'S JIG J32 · 4/4L

Roy Clowes: *Thirty Popular Dances, Volume Two* · Crib: *E-cribs* · Diagram: *Keith Rose's Diagrams*

- 1- 1c+4c set, cast to middle positions (2c+3c step to end) ; 1c&4c ½ Fig8 round end C (2,1x,4x,3)
- 9- 1M+4M and 1W+4W cross NHJ, (W under men's arch), turn cnr ¾ with 'free' hand ; 1c facing 4c change places NHJ (arch going up), turn cnr as before
- 17- Repeat (Men's arch ; arch going up)
- 25- 1c+4c ½ R&L ; turn P RH

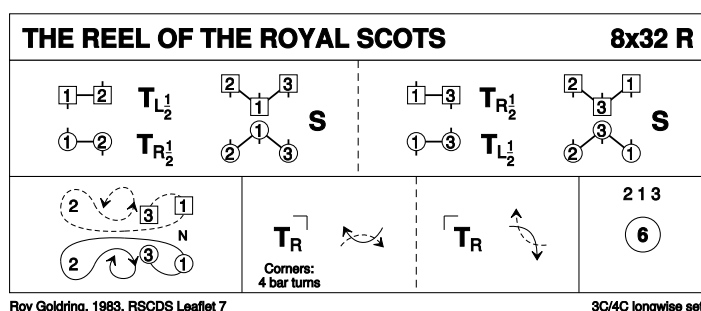


Note that both times the couple moving UP makes the arch.

8 THE REEL OF THE ROYAL SCOTS R32 · 3/4L

Roy Goldring: *The Leaflet Dances with Music* · Crib: *E-cribs* · Diagram: *Keith Rose's Diagrams*

- 1- 1W+2W (1M+2M) turn LH (RH) ½, finishing 1c BtoB in 2pl | All set as in DTr ; 1W+3W (1M+3M) turn RH (LH) ½ | 2c+3c+1c set as in DTr
- 9- 1c followed by 3c dance up between 2c, cast off ; dance NHJ down through 3pl, cast up to 2pl, 3c looping into 3pl (2,1,3)
- 17- 1c turn 1cnrs RH, pass RSh (cnrs dance for {4}) ; turn 2cnrs RH (same), and cross RSh to (2,1,3)
- 25- All circle6 and back (2,1,3)



9 ORCADIAN STRIP THE WILLOW J16 · other/-anyL

Collins Little Books: *Scottish Dance* · Crib: *SCDDDB Contributed Cribs & Diagrams*

- 1-8 1st couple spin RH.
- 9- 1st couple work down the opposite line (i.e. of the people of the opposite sex) turning side person LH, partner RH, next side person LH, ... [2 bars per turn] When 1st couple reach the bottom, they spin to the end of the phrase, then join the side lines.

A new couple starts every 16 bars.

Source: <http://www.scottishdance.net/ceilidh/dances.html#StripTheWillow2>

[square brackets mark additions by person entering the dance into SCD Database]